



DBN SR SEC SCHOOL, AJMER

SUMMER HOLIDAY HOMEWORK 2022-23



Dear Students,

Summer Vacation is the most awaited time for both parents and kids. Vacation is the time for the children to explore their myriad interest and indulge in various activities which would lead to their all-round development.

We, at **DBN**, understand it very well. Considering this, we have tried to keep the homework simple, informative, interesting and fun filled.

For you, it may be time to smile and play, Summer Vacations begins from 12th May 2022.

We will miss you at school and wait for the lovely day, When you are back making our days lively and gay. At home, help your mother and have a lot of fun, play indoor games, be in shade, away from the sun. Read a while, don't forget to do a page of writing.

Spread happiness and joy, with no refusal and no fighting.

In accordance with the guidelines of CBSE, we are incorporating integrated project-based learning wherein students will prepare projects for all the subjects based on a common theme. This endeavor has been taken up with the objective of inculcating the approach of integrating diverse subjects or fields and the spirit of collaborative learning. The school has planned a vacation homework in the form of Integrated Project to ensure that every student do not stay out of the learning path.

Wish you all safe and healthy holiday ahead!

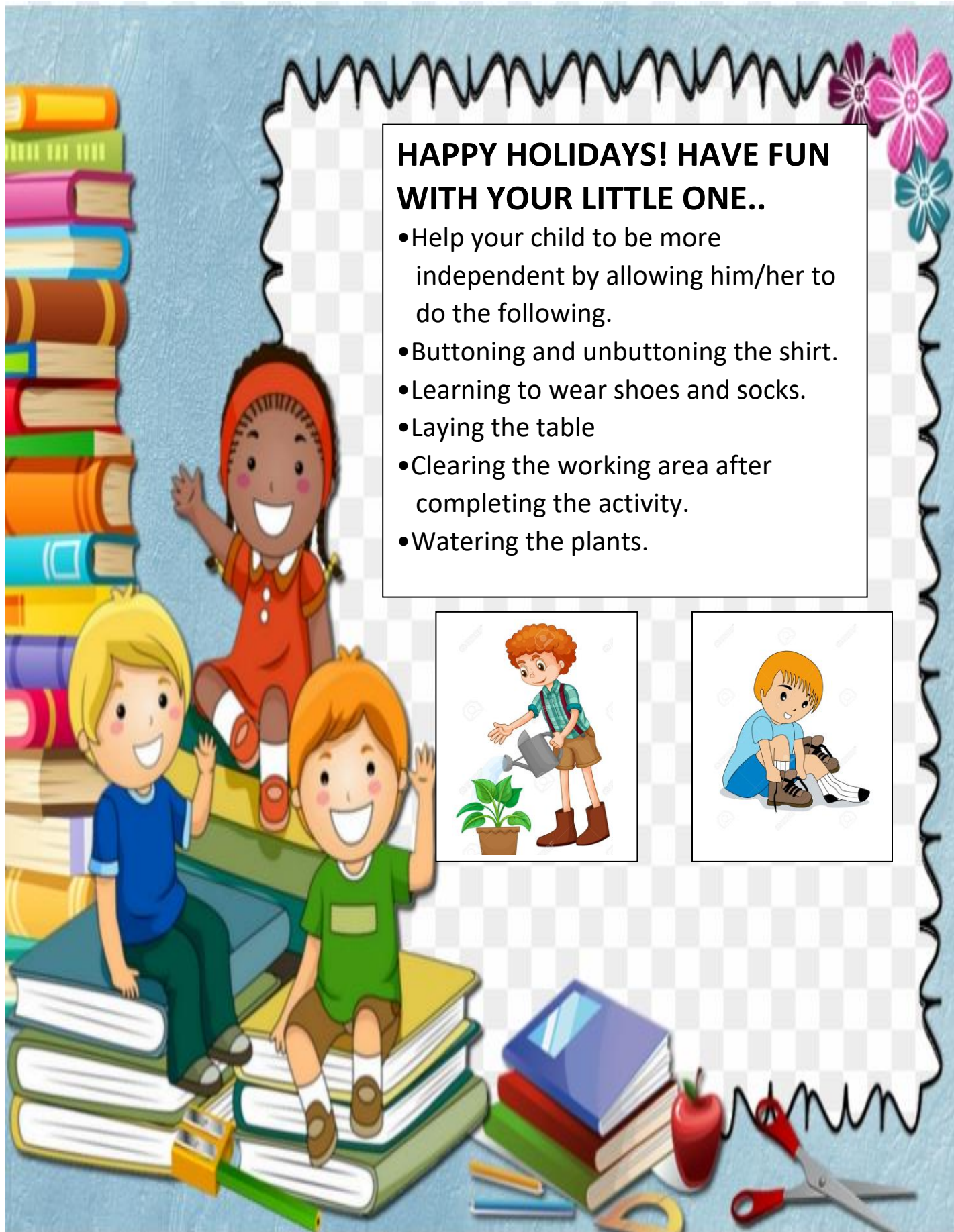

Principal



CLASS-L.K.G

HAPPY HOLIDAYS! HAVE FUN WITH YOUR LITTLE ONE..

- Help your child to be more independent by allowing him/her to do the following.
- Buttoning and unbuttoning the shirt.
- Learning to wear shoes and socks.
- Laying the table
- Clearing the working area after completing the activity.
- Watering the plants.





Reading is Fun

- Bruno series
- Pepper series
- Ladybird series (Level 1)
- Help your child picture read a story to you everyday.
- Encourage your child to read and encircle sight words such as I, am, on, the, in, is, up, this, that & to in the newspaper, old magazines or the books he/she picture reads.

Movies to watch during this summer

- Scoob!
- The SpongeBob Movie
- Over The Moon
- Onward

1



B




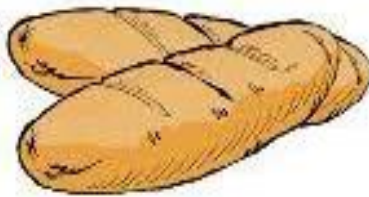

2



C

Circle the Red Things

Circle all the things that are RED.



1



2



B




C

pageborders.org




Big and Small

Identify the big animal and colour it and put a cross on the small one



Spot the difference

Find 5 differences.



Trace the number 1

Trace the number




—	—	—
—	—	—
—	—	—
—	—	—

Say the sound of letter i and colour the pictures



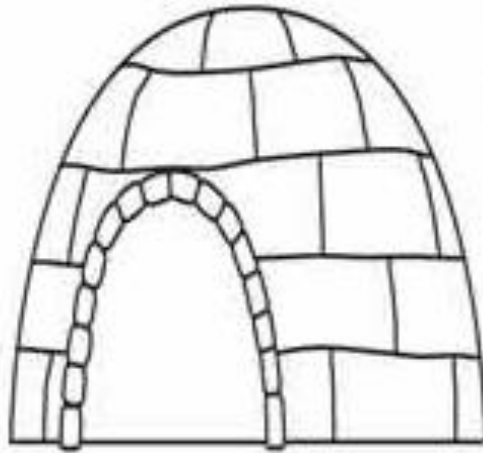
ice cream cone





iguana



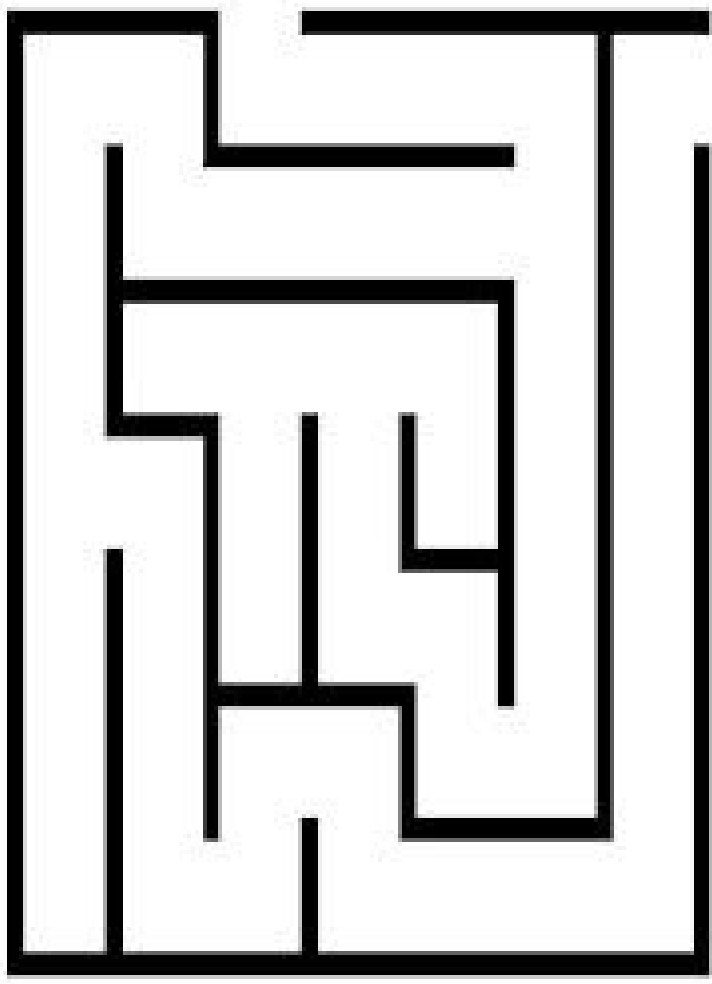

ice cubes



igloo




Help the bee find the flower.



Earbud Printing

Dip the earbuds in different colours and make this dino colourful



My fruit tree





Hey Children


We can have fun with fruits too

Lets make a fruit tree with banana, oranges and kiwis.

Make a plate of fruit tree for yourself and your family. Dont forget to click its picture!



Trace the dotted lines and colour the picture



Tracing practice area consisting of three rows of horizontal lines. Each row starts with a solid top line, a dashed middle line, and a solid bottom line. The first row has a small downward-pointing arrow at the beginning of the dashed line. The second and third rows are identical but do not have the arrow.





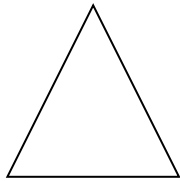
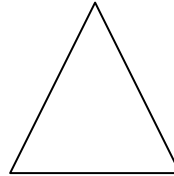



Lady Finger painting

Take a lady finger. Dip it in your favourite colours to print and decorate the mushroom



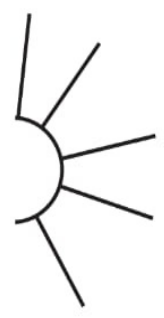


Match the shapes that are same






Draw a line to connect each picture with its other half.


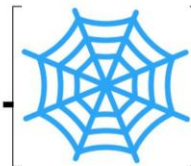








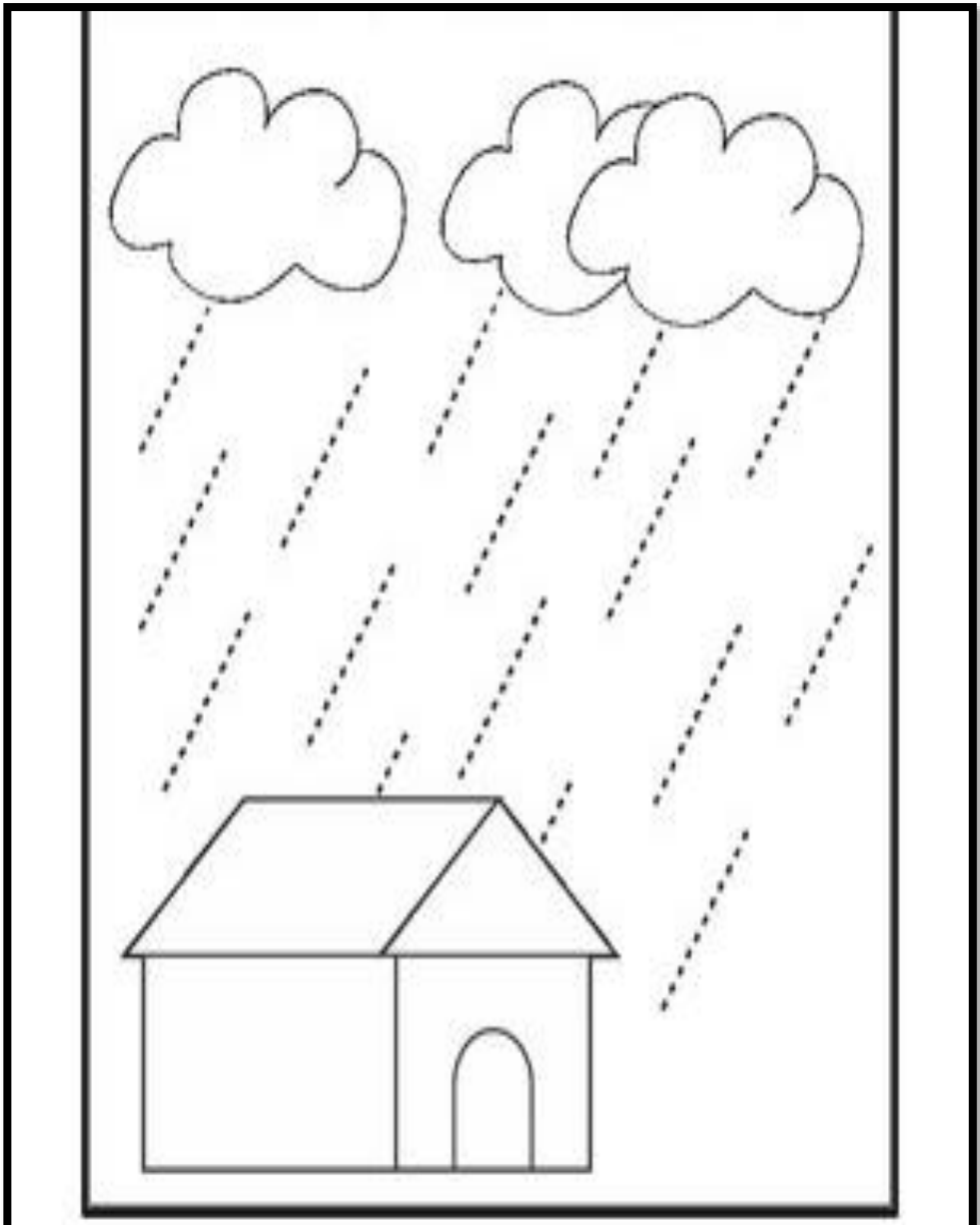
Trace the dots to complete the picture and colour it



Join the dots to take the insect to its home.



Just go over the slanting lines and then color the picture



Help the children find their way to the boat by tracing the lines.

